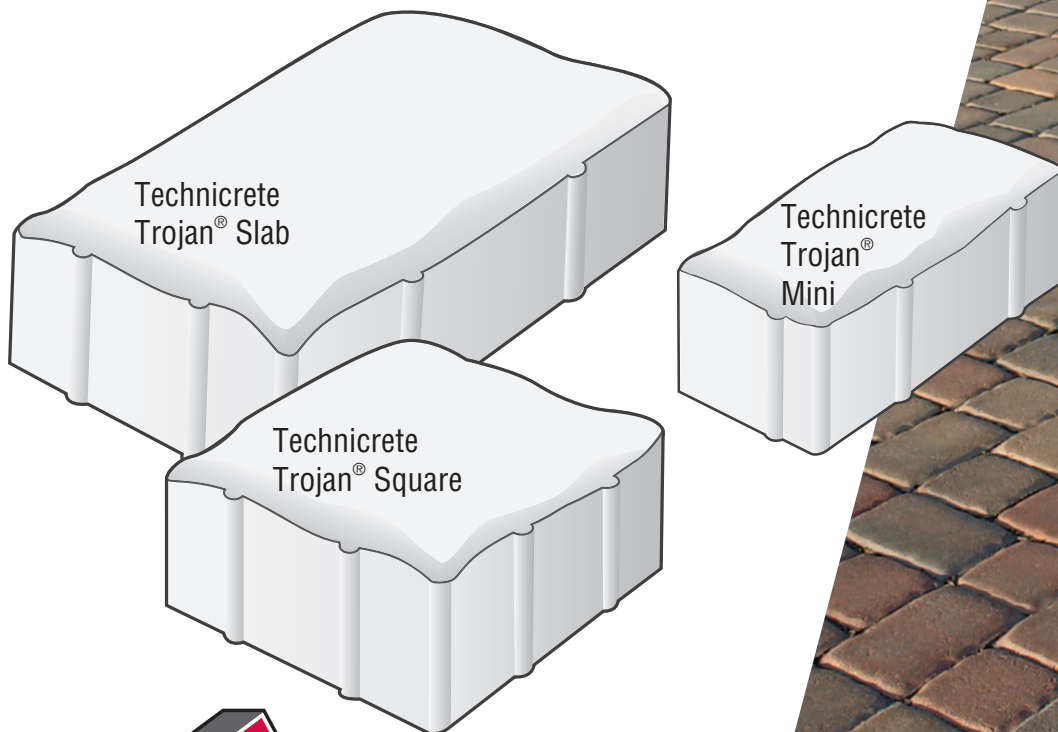


TECHNICRETE

Trojan[®]


Old world charm with strength that endures

Technicrete Trojan[®] paving sets a new standard in aesthetics and durability. The old world charm is achieved by the random-shaped edge bevels which is reminiscent of the old stone sets. The strength and durability of **Technicrete Trojan[®]** produces paving with character and style that endures.




TECHNICRETE
quality support

PAVING • SPECIAL PRODUCTS • KERBS • MASONRY • SHOTCRETES • EROSION PROTECTION BLOCKS
• MINING • TRAFFIC CALMING BLOCK • PREBAGGED PRODUCTS • PRECAST PRODUCTS
• RETAINING WALLS • STOPE SUPPORT SYSTEMS • HEAVY DUTY PAVEMENTS




TECHNICRETE


Trojan[®]




Slab & Square Random 2:1:0




Front Cover 1:1:0




Slab Herring Bone 1:0:0




Slab Stretcher Bond 1:0:0




Square Stretcher Bond 0:1:0




English Bond 2:1:0




Squares Tile Pattern 0:1:0




Slab & Square Flemish Bond 1:1:0



Slab & Square Alternate Stretcher Bond 1:1:0




Slab & Mini Flemish Bond 1:0:1



Slab & Square & Mini Random 2:1:1



Mini Herring Bone 0:0:1




Slab, Square & Mini variant 1:2:1

LAYING PATTERN - SLAB + SQUARE + MINI

RATIO-Slab : Square : Mini in units

TECHNICAL SPECIFICATIONS

Colours shown on front may vary from the true colour due to the printing process.

Slab	General Application	Thickness Available	Length/Width	No. Blocks pa/m ²	Colours available
	Domestic driveways, municipal parking areas, pedestrian pavements, pathways	60mm	240 x 160	26	Autumn, Terracotta, Grey, Plum, Slate & Tan.
Square					
	Domestic driveways, municipal parking areas, pedestrian pavements, pathways	60mm	160 x 160	39	Autumn, Terracotta, Grey, Plum, Slate & Tan.
	Petrol station forecourts, industrial and factory roads, suburban streets etc.	80mm	160 x 160	39	Autumn, Terracotta, Grey, Plum, Slate & Tan.
Mini					
	Domestic driveways, municipal parking areas, pedestrian pavements, pathways	60mm (on request only)	160 x 80	78	Autumn, Terracotta, Grey, Plum, Slate & Tan.

Please note the bedding and jointing sand should comply with SANS 1200M.J.

Technicrete reserves the right to change or amend the contents of this document at anytime without any notice with this document intended for general information only. Any specific information required about product specifications, applications, technical information, sales conditions, warranties and guarantees as required for any design or installation should be obtained from Technicrete.



TECHNICRETE
quality support

Technicrete ISG

Cnr. Main Reef Road & Houtkapper Street, Roodepoort, 1725
Tel: 011 674 6900 – Fax: 086 685 1148
Email: info@technicrete.co.za
www.technicrete.co.za
0861 266267



Branches:

Gauteng: Olifantsfontein 011 206-8920
Clayville 011 316- 2375
Waterfall 011 316-2375
Carletonville 087 354-8620

Mpumalanga: Witbank 013 696-1153
North West: Stillfontein 018 484-3089
Limpopo: Polokwane 015 298-8083
Free State: Welkom 057 391-4200