


TECHNICRETE

Enviro-Wall® & RocEnviro-Wall®

The environmental choice

Technicrete Enviro-Wall® & RocEnviro-wall®, a versatile reversible block allowing a variety of visual effects. It can be used with gaps for vegetation growth or as a solid engineering structure. Technicrete Enviro-Wall® & RocEnviro-wall® is a cost-effective and simple retaining wall system. Suitable for high and low walls, vertical or at an angle, river bank protection and countless other commercial, industrial and domestic applications.



TECHNICRETE
quality support

CONCRETE ROOF TILES • EROSION PROTECTION BLOCKS • KERBS • MASONRY •
PAVING • PRECAST PRODUCTS • **RETAINING WALLS** • STOPE SUPPORT SYSTEMS

TECHNICRETE

Enviro-Wall® & RockEnviro-Wall®

The environmental choice

• LAYING PATTERN

Technicrete Enviro-Wall & RocEnviro-Wall construction

The concept The Enviro-Wall system is a gravity retaining wall constructed of dry stacked interlocking, precast blocks. The simplicity of the design enables blocks to be easily and rapidly laid to form an effective retaining wall system. Typical applications include earth embankments, bridge abutments, cut slopes, landscaping of cut and fill areas around buildings, protection of steep channels and river banks and culvert inlets and outlets. The Enviro-Wall also has the ability to reduce traffic noise when located adjacent to roadways.


The configuration of an Enviro-Wall structure can be altered by opening or closing the spacing between the blocks. In the open arrangement, the cavities between the adjacent blocks can be filled with soil. Moisture in these spaces provide ideal conditions for rapid plant growth. The result is a visually appealing structurally stable retaining wall system.

The Enviro-Wall block is also reversible. This allows the designer to use the smooth or textured face or a combination of the two. Many differing visual effects can therefore be achieved.

The system

The Enviro-Wall system is capable of supporting a wide range of embankment heights. For high and vertical walls a reinforced fill should be used. The geofabric layers can be effectively locked between the Enviro-Wall blocks for additional stability. The angle of inclination of the wall may be set by the base block at 70°. This can be varied should site conditions require other angles.

The wall is able to accommodate both concave or convex alignments, down to a relatively small radius of curvature. Enviro-Wall structures will accommodate moderate ground settlement. Foundation requirements will vary according to wall height and underlying soil conditions. Technicrete has specialised in precast concrete products for many years and is able to offer comprehensive technical backup facilities.



- 1 - base block
- 2 - smooth face
- 3 - grooved face
- 4 - filter drain if required
- 5 - drainage space between blocks
- 6 - soil fill between blocks in open wall configuration
- 7 - geofabric reinforcement locked between blocks
- 8 - foundation details to suit wall height & bearing capacity of in-situ material

Note: An Installation guide is available

Colours shown on front may vary from the true colour due to the printing process.

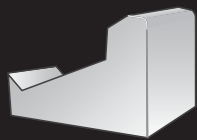
Enviro-Wall & RocEnviro-Wall Blocks

Length/Width	Effective vert. height (70° slope)	Block Mass	Min. radius of curve of closed wall	No. Blocks p/m ² of open wall (70° slope)	No. Blocks p/m ² of closed wall (70° slope)
--------------	------------------------------------	------------	-------------------------------------	--	--

(Standard Enviro-Wall) 275mm x 300mm	136mm	±23kg	±2000mm	±18	±27
(Standard Roc Enviro-Wall) 240mm x 300mm	136mm	±20kg	±2000mm	±20	±30



Base Block (Enviro-wall only)



					No. Blocks p/linear meter (closed)
(standard) 1000mm x 300mm	±200mm	±84kg	n/a	n/a	1
(special) 275mm x 300mm	±200mm	±23kg	n/a	n/a	3.64

Technicrete reserves the right to change or amend the contents of this document at anytime without any notice with this document intended for general information only. Any specific information required about product specifications, applications, technical information, sales conditions, warranties and guarantees as required for any design or installation should be obtained from Technicrete.



TECHNICRETE
quality support

Technicrete House

Cnr. Main Reef Road & Houtkapper Street, Roodepoort, 1725
Tel: 011 674 6900 – Fax: 011 672 1425
Email: info@technicrete.co.za
www.technicrete.co.za
0861 266267



A Murray & Roberts company

Branches:

Carletonville: 018 790-4380
Evander: 017 689-2100
Stilfontein: 018 484-6234

White River: 013 750-0319
Olifantsfontein: 011 203-7700
Polokwane: 015 298-8083
Welkom: 057 391-4200
Witbank: 013 696-1153