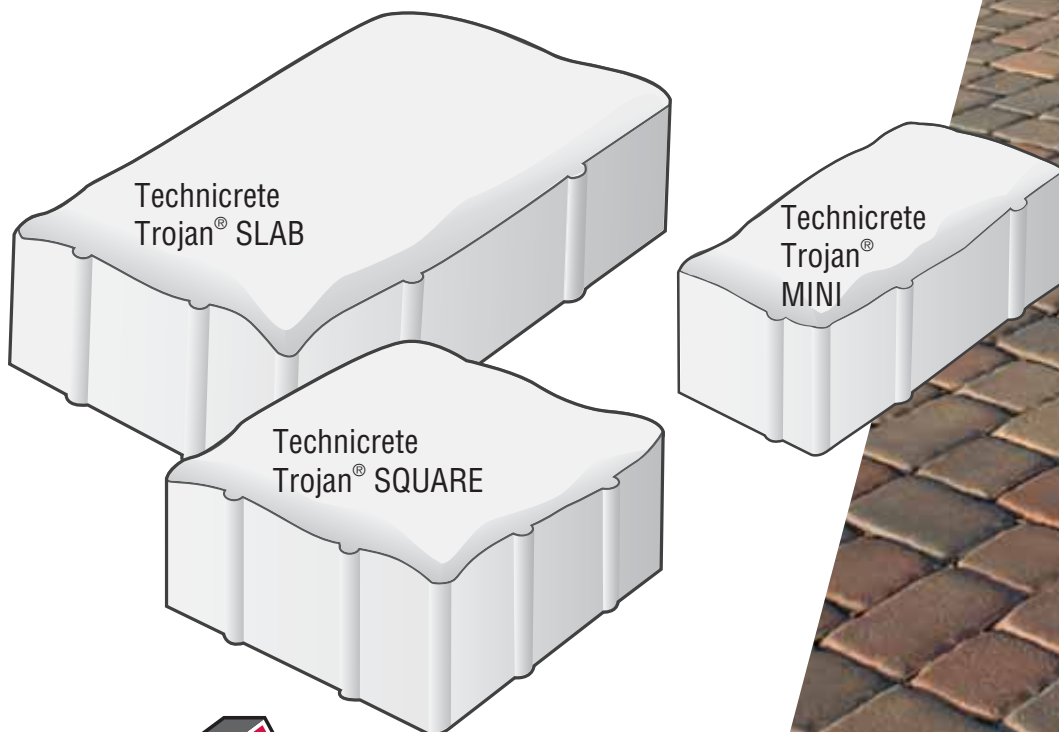


TECHNICRETE

Trojan[®]

Old world charm with strength that endures

Technicrete Trojan[®] paving sets a new standard in aesthetics and durability. The old world charm, achieved by the random-shaped edge bevels create paving which is reminiscent of the old stone setts. The strength and durability of **Technicrete Trojan[®]** produces paving with character and style that endures.



TECHNICRETE


quality support

CONCRETE ROOF TILES • EROSION PROTECTION BLOCKS • KERBS • MASONRY •
PAVING • PRECAST PRODUCTS • RETAINING WALLS • STOPE SUPPORT SYSTEMS




TECHNICRETE


Trojan®




Slab & Square Random 2:1:0




Front Cover 1:1:0




Slab Herring Bone 1:0:0




Slab Stretcher Bond 1:0:0




Square Stretcher Bond 0:1:0




English Bond 2:1:0




Squares Tile Pattern 0:1:0




Slab & Square Flemish Bond 1:1:0



Slab & Square Alternate Stretcher Bond 1:1:0




Slab & Mini Flemish Bond 1:0:1



Slab & Square & Mini Random 2:1:1



Mini Herring Bone 0:0:1



Slab, Square & Mini variant 1:2:1

LAYING PATTERN - SLAB + SQUARE + MINI

RATIO-Slab : Square : Mini in units

TECHNICAL SPECIFICATIONS

Colours shown on front may vary from the true colour due to the printing process.

Slab	General Application	Thickness Available	Length/Width	No. Blocks pa/m ²	Colours available
	Domestic driveways, municipal parking areas, pedestrian pavements, pathways	60mm	240 x 160	26	Autumn, Terracotta, Grey, Plum, Slate & Tan.
	Petrol station forecourts, industrial and factory roads, suburban streets etc.	80mm	240 x 160	26	Autumn, Terracotta, Grey, Plum, Slate & Tan.
Square					
	Domestic driveways, municipal parking areas, pedestrian pavements, pathways	60mm	160 x 160	39	Autumn, Terracotta, Grey, Plum, Slate & Tan.
	Petrol station forecourts, industrial and factory roads, suburban streets etc.	80mm	160 x 160	39	Autumn, Terracotta, Grey, Plum, Slate & Tan.
Mini					
	Domestic driveways, municipal parking areas, pedestrian pavements, pathways	60mm (on request only)	160 x 80	78	Autumn, Terracotta, Grey, Plum, Slate & Tan.
	Petrol station forecourts, industrial and factory roads, suburban streets etc.	80mm (on request only)	160 x 80	78	Autumn, Terracotta, Grey, Plum, Slate & Tan.

Please note the bedding and jointing sand should comply with SANS 1200MJ.

Technicrete reserves the right to change or amend the contents of this document at anytime without any notice with this document intended for general information only. Any specific information required about product specifications, applications, technical information, sales conditions, warranties and guarantees as required for any design or installation should be obtained from Technicrete.



TECHNICRETE
quality support

Technicrete House

Cnr. Main Reef Road & Houtkapper Street, Roodepoort, 1725

Tel: 011 674 6900 – Fax: 011 672 1425

Email: info@technicrete.co.za

www.technicrete.co.za

0861 266267



A Murray & Roberts company

Branches:

Carletonville: 018 790-4380

Evander: 017 689-2100

Stilfontein: 018 484-6234

White River: 013 750-0319

Olifantsfontein: 011 203-7700

Polokwane: 015 298-8083

Welkom: 057 391-4200

Witbank: 013 696-1153