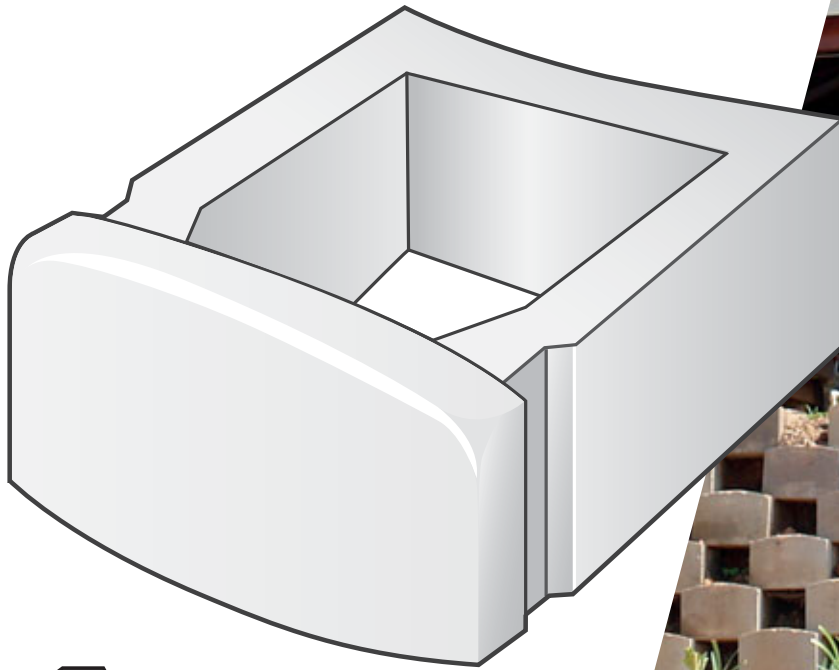


TECHNICRETE Earthform®


Giving terraces an attractive and natural support

Technicrete Earthform®, an easy D.I.Y. product which can create the most attractive features in any garden. Eliminate difficult to maintain steep areas by creating plantable, easy to maintain **Technicrete Earthform®** walls. Follow the simple instructions overleaf and create a masterpiece in your garden.



TECHNICRETE
quality support

PAVING • KERBS • EROSION PROTECTION • **RETAINING WALLS** • MASONRY • HEAVY DUTY PAVEMENTS
• MINING • SHOTCRETES • PREBAGGED PRODUCTS • STOPE SUPPORT SYSTEMS



TECHNICRETE


Earthform[®] garden blocks

• LAYING DETAIL

Earthform installation

- 1 Excavate, level and compact a shallow trench approx. 100mm deep and 500mm wide along the position of the wall. If the ground slopes along the length of the wall, steps of 180mm need to be created.
- 2 Install the first layer with a distance of 220mm between blocks. A thin layer of sand should be spread and levelled in the bottom of the trench to create a level bed.
- 3 Backfill in and behind each successive layer of blocks with a suitable gravel/topsoil mixture 1 layer at a time up to the required height of the wall. A string line should be used to ensure accurate alignment of the Earthform garden blocks. Compact the soil behind the blocks to the required density.
- 4 Suitable vegetation should be planted projecting out of the front face of the wall. Lightly water regularly for good growth.

Note: An Installation guide is available



Earthform garden blocks can be stacked up to eight layers high provided that the ground is suitable and that no additional loads are applied at the top of the embankment. For a higher wall an engineer's advice should be sought to comply with Municipal bylaws.



Colours shown on front may vary from the true colour due to the printing process.

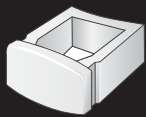
Reg. Design Applications No: 95/0733

Length/Width/Height

Unit Weight

Coverage

Colours available



320 x 290 x 180

±23kg

17/m² closed

10/m² open

Autumn, Grey and Plum

Technicrete reserves the right to change or amend the contents of this document at anytime without any notice with this document intended for general information only. Any specific information required about product specifications, applications, technical information, sales conditions, warranties and guarantees as required for any design or installation should be obtained from Technicrete.



TECHNICRETE
quality support

Technicrete House

Cnr. Main Reef Road & Houtkapper Street, Roodepoort, 1725
Tel: 011 674 6900 – Fax: 011 672 1425
Email: info@technicrete.co.za
www.technicrete.co.za
0861 266 267



Infrastructure Specialist Group

Branches:

Gauteng: Olifantsfontein 011 206 8920
Clayville 011 316 2375
Carletonville 087 354 8620

Mpumalanga: Witbank 013 696 1153
North West: Stilfontein 010 005 1702
Limpopo: Polokwane 015 293 2082
Free State: Welkom 057 391 4200